allpa marine equipment

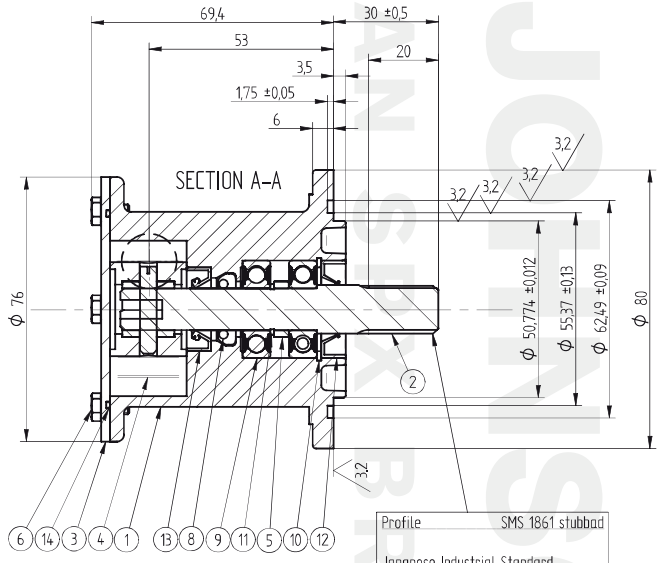

Profile SMS 1861 stubbad

Japanese Industrial Standard
JIS D2001
14 x 12 x 1 (Class b)

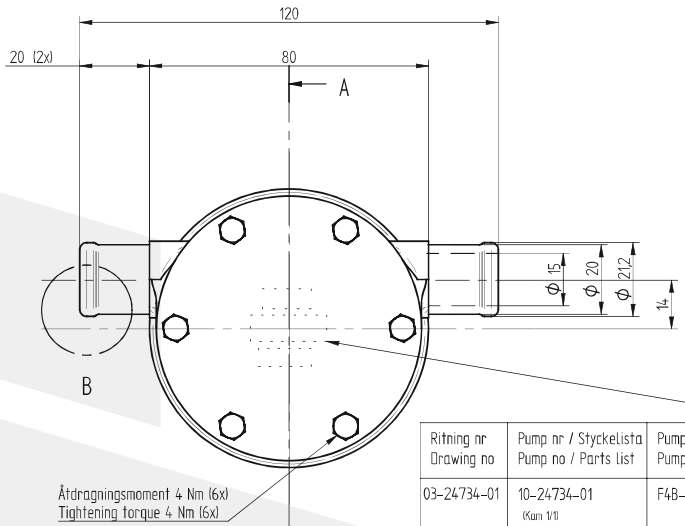

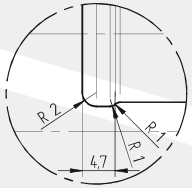

DETAIL B

Ritning nr Drawing no	Pump nr / Styckelista Pump no / Parts list	Pumptyp Pump type	Markning på Lock Mark on Endcover
03-24734-01	10-24734-01 (Kam 1/1)	F4B-9	Pump nr + tillv. år + vecka Pump no + man. year + week
03-24734-02	10-24734-02 (Kam 1/2)	F4B-9	Pump nr + tillv. år + vecka Pump no + man. year + week
03-24734-03	10-24734-03 (Kam 1/2+0,5mm)	F4B-9	Pump nr + tillv. år + vecka Pump no + man. year + week
03-24734-04	10-24734-04 (Kam 1/2)	STM 7698 (VETUS) P01	Pump Typ + tillv. år + vecka Pump Type + man. year + week
03-24734-05	10-24734-05 (Kam 1/2+0,5mm)	STM 7699 (VETUS) P01	Pump Typ + tillv. år + vecka Pump Type + man. year + week

TILLVERKNINGSBESTÄMMELSE	MANUFACTURING REQUIREMENT
Objekt: F4-B-9, 10-24734-##	Object: F4-B-9, 10-24734-##
Datum: 2006-03-29	Date: 2006-03-29
Upprättad av: Niclas Ivansson	Established by: Niclas Ivansson
1. Användning	**1. Conditions**
Vätska: Havsvatten 0 – 30gr C	Liquid: Sea water 0 – 30deg C
Varvtalsområde: Min r/min 500	Speed range: Min r/min 500
Max r/min 3100	Max r/min 3100
2. Prestanda	**2. Performance**
Flöde :1/1 Kam Min ### L/min vid pin = -### bar put = ### bar	Flow: 1/1 Ca Min ### L/min at pin = -### bar put = ### bar
Tathetsprov: # bar vatten vid #### Rpm	Tightness test : # bar water at #### Rpm
3. Livslangd	**3. Durability**
Impeller ### h	Impeller ### h
Övriga delar Min #### h	Other parts Min #### h

Tillverkningsbestämmelsen fylls i efter långtidsprov är slutfört
Manufacturing Requirements data will be added after endurans tests is complete

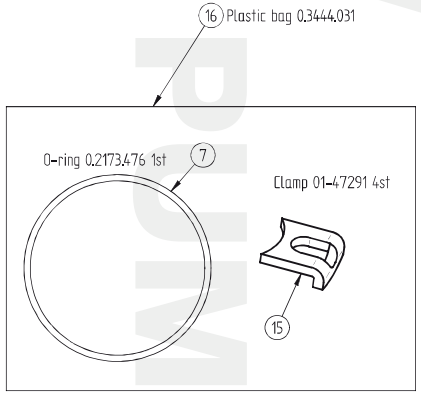

Detaljnr enligt styckelista
Parts nos according to parts list

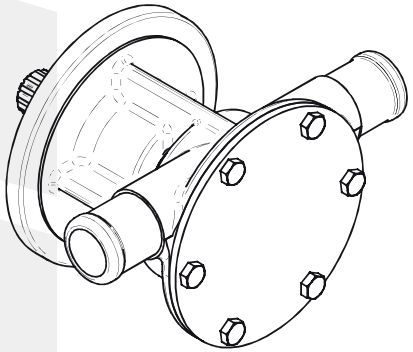

Tolerances acc. to ISO
Toleranser enligt ISO

Basic size and tolerance Basmått och Tolerans	Limits of deviation Gränsavmätt Over Upper	Under Lower

UNLESS OTHERWISE STATED THE FOLLOWING APPLIES:
DÄR EJ ANNAT ANGIVITS GÄLLER:

Ra in µm ISO 1302

NON TOLERATED MACHINED FACES ACC. TO
EJ TOLERANSSATTA BEARBETADE YTOR ENLIGT SS-ISO 2768 m

SHARP EDGES BROKEN
SKARPA KANTER BRUTNA

RADII RADIER

FILLET RADII
HÅLKÄLSRADIER

	NAME NAMN	DATE DATUM	PROJECT NUMBER PROJEKTNUMMER
DRAWN	niclva	061101	2747
REVIEWED	kriwi	080130	MASTER
APPROVED			
MATERIAL			WEIGHT VIKT kg

JOHNSON PUMP
JOHNSON PUMP AB, P.O. BOX 1436
NÄSTAGATAN 15, SE-701 14 ÖREBRO, SWEDEN

DESCRIPTION OF REVISION ÄNDRINGSBESKRIVNING
Pump type changed from SMT to STM.

ECN NUMBER ECN NUMMER 2687

STATUS In Work/Under Arbete

PROJECTION METHOD ISO 128

TYPE PUMPTYP F4B-9

SCALE SKALA 1:1

DESCRIPTION SVE
IMPELLERPUMP
IMPELLERPUMP

DRAWING NUMBER RITNINGSNUMMER 03-24734

REVISION UTGÅVA P01

Sida 1/7

F4B-9 Impeller pump
Art. No. 10-24734-01

Part. No.	Description GB	Position	Quantity
01-24733-1	PUMP BODY F4B-9 1/1 kam	1	1
01-36127	SHAFT F4B-9	2	1
01-46007-2	ENDCOVER F4/F5B NEUTRAL	3	1
08-810B-1	IMPELLER	4	1
01-45542	SPACER D 12X16X4,3	5	1
0.0141.700	TAP BOLT M4X8 ISO4017 A2-70	6	6
0.2173.476	O-RING 54.6X2.4 NBR70	7	1
0.2173.432	O-RING 11.3X2.4 SS1586 NBR70	8	1
0.3431.748	BALL BEARING 6001 2 RS1 ST	9	2
0.0371.028	RETAIN. RING BORE D28 DIN472 SPRST	10	1
0.0370.012	EXT. CIRCLIP D12 DIN471 ST	11	1
0.2234.506	LIP SEAL 14x28x7 NITRILE	12	1
0.2233.010	LIP SEAL 12X24X7 DPSM	13	1
0.0633.703	PLUG TYPE 410036 D18.5MM DBI	0	2